

TECHNICAL BULLETIN

NUMBER

24

FETCO[®]
www.fetco.com
 email : techsupport@fetco.com

Subject: Redesign of Cover Lock and Cover Plug
Applies to: L3D-10, L3S-10, L3D-15, L3D-20, L3S-20

Date: June 9, 2009

The cover lock and cover plug of the above units have been redesigned to allow cover locks and cover plugs to be easily removed from the cover assembly for replacement.

Originally, the cover assembly had to be ordered as a single piece. Due to this design change, the lock and plug can now be ordered individually, apart from the assembly. The entire assembly will continue to be available as a kit. See part numbers below.

FETCO recommends, where old-style cover assemblies are still in use, that the entire assembly be replaced rather than ordering the lock and / or plug separately.

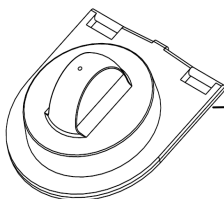
To order the cover plug and / or cover lock separately:

Dispenser Model Number:	PLUG Part Number	LOCK Part Number
L3D-10 / L3S-10	1023.00035.00	1023.00036.00
L3D-15 / L3S-15	1023.00029.00	1023.00030.00
L3D-20 / L3S-20	1023.00029.00	1023.00030.00

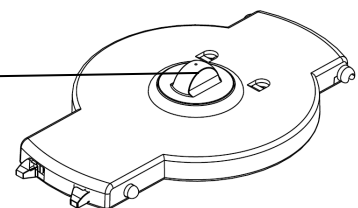
To order the kit : (this reflects no change in part numbers.)

Dispenser Model Number:	Part Number:
L3D-10 / L3S-10	K004
L3D-15 / L3S-15	K005
L3D-20 / L3S-20	K005

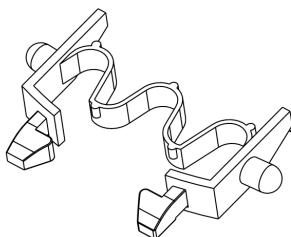
Cover Plug



Cover Assembly: Top



Cover Lock



Cover Assembly: Bottom

