




DRNX SLM
BY BROOD



DRNX SLM BY BROOD

Optimize your experience with our latest DRNX BY BROOD model. It is slimmer, sleeker, and pours faster than before! It draws from any container, cools to 36°F with a new rapid recovery time between pours, and infuses nitrogen on demand.

The DRNX SLM comes in three configurations – a single tap, double tap, or a single tap with internal water dilution for concentrated beverages at any ratio.

**Custom tap handles available.*

ELECTRONIC CONTROLS
SERVE AND NITRO INFUSION BY WIRE

PERFECT POUR
CALIBRATED SYSTEM

PREMIUM MATERIALS & FINISH
ANODIZED MILLED ALUMINUM





OPTIONAL TAPS

A. MID-SIZE PLASTIC TAP

B. MINI-SIZE ALUMINUM TAP

**Option to customize with logo.*

A

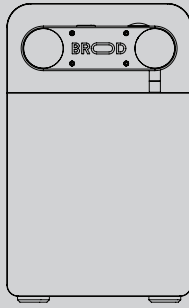
B



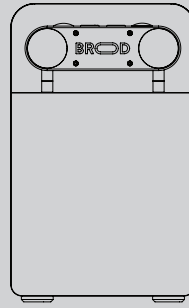
BROOD

© BROOD REFRESHMENTS COMPANY LTD.

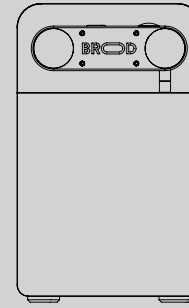
DRNX SLM BY BROOD



SINGLE



DUAL



**SINGLE
(CONCENTRATE)**

FUNCTION	COLD NITRO & COLD STILL	COLD NITRO & COLD STILL	COLD NITRO & COLD STILL
TAPS	1	2	1
POWER SUPPLY	100-120V / 60HZ 200-240V / 50-60HZ	100-120V / 60HZ 200-240V / 50-60HZ	100-120V / 60HZ 200-240V / 50-60HZ
PHASE	SINGLE	SINGLE	SINGLE
AMPS	2.8A	3.0A	2.8A
DIMENSIONS (W/H/D)	9.25/14.74/18.25IN	9.25/14.74/18.25IN	9.25/14.74/18.25IN
WEIGHT	75LBS	78LBS	78LBS
DISPENSING CAPACITY	102 L/HOUR	102 L/HOUR PER TAP	102 L/HOUR
COFFEE TEMPERATURE AT TAP	36°F (+/- 3°F)	36°F (+/- 3°F)	36°F (+/- 3°F)
INTERNAL TUBING CAPACITY	20 OZ	20 OZ PER TAP	20 OZ
OPTIONAL ACCESSORIES	BIB BAGS BIB BOXES 1.5 GAL RESERVOIR 3.5 GAL RESERVOIR	BIB BAGS BIB BOXES 1.5 GAL RESERVOIR 3.5 GAL RESERVOIR	BIB BAGS BIB BOXES 1.5 GAL RESERVOIR 3.5 GAL RESERVOIR
WARRANTY	1 YEAR	1 YEAR	1 YEAR
PRESSURE AT TAP	34 PSI	34 PSI	34 PSI
INPUT BEVERAGE	READY-TO-DRINK (RTD)	READY-TO-DRINK (RTD)	CONCENTRATE
WATER ACCESS	NO	NO	YES
WATER ACCESS INLET	N/A	N/A	¼IN BARB
DRAINAGE	NOT REQUIRED	NOT REQUIRED	NOT REQUIRED
RATIO RANGE	N/A	N/A	1:1 TO 13:1
DISPENSE OPTIONS	PUSH BUTTON TAP HANDLE	PUSH BUTTON TAP HANDLE	PUSH BUTTON TAP HANDLE

FEATURES

Dispenses both nitro and still cold brew from the same tap Extracts nitrogen from the air; no nitrogen tank necessary

Pulls from any container, kegs are only one option

Plug & play in 2 minutes

Consistency with every pour

Chills on demand to 36°F

Works with any drink

No need to deal with gas tanks or companies

Compact design; can be placed over or under the counter Customizable color, design and tap handle

Patent Pending

In-line dosing pump that works with all ratios of cold brew concentrates